



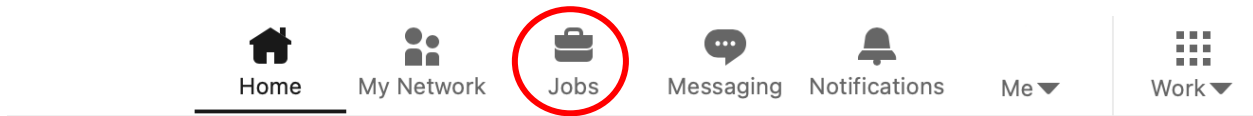
# Industry Pharmacists Organization

## Guidance to Industry Internships

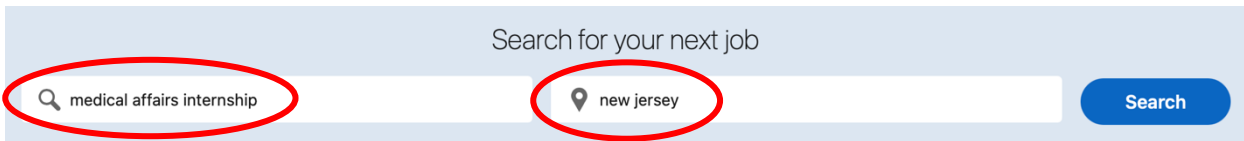
### Industry-Focused LinkedIn Account

This document is a step-by-step guide on how to create an industry-focused LinkedIn account that will keep you updated on industry internship postings.

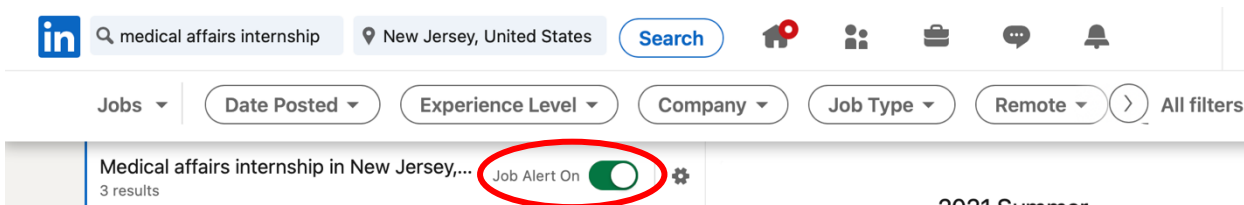
#### 1. Click Jobs




#### 2. Search “Functional Area of Interest” Internship (Example: Medical Affairs Internship) & Location of Internship



#### 3. Switch on: Job Alert On



#### 4. Select your preference for: Date Posted, Experience Level, Company, Job type, Remote, and Available LinkedIn Features



5. Switch on: Let recruiters know you're open

**Jobs you may be interested in**  
Any location · Training to CXO level · Any industry · 0 to 10,000+ employees ... [Update preferences](#)

**Let recruiters know you're open**  
Share that you're open to new opportunities and let your next job find you.

On

6. Add titles for "What kind of jobs are you considering?" Here are some suggestions


What kind of jobs are you considering?


Title

Internship    Intern    Summer Intern    Summer Internship

[+ Add title](#)

- 7. Begin searching for companies to follow
- 8. Click the follow button






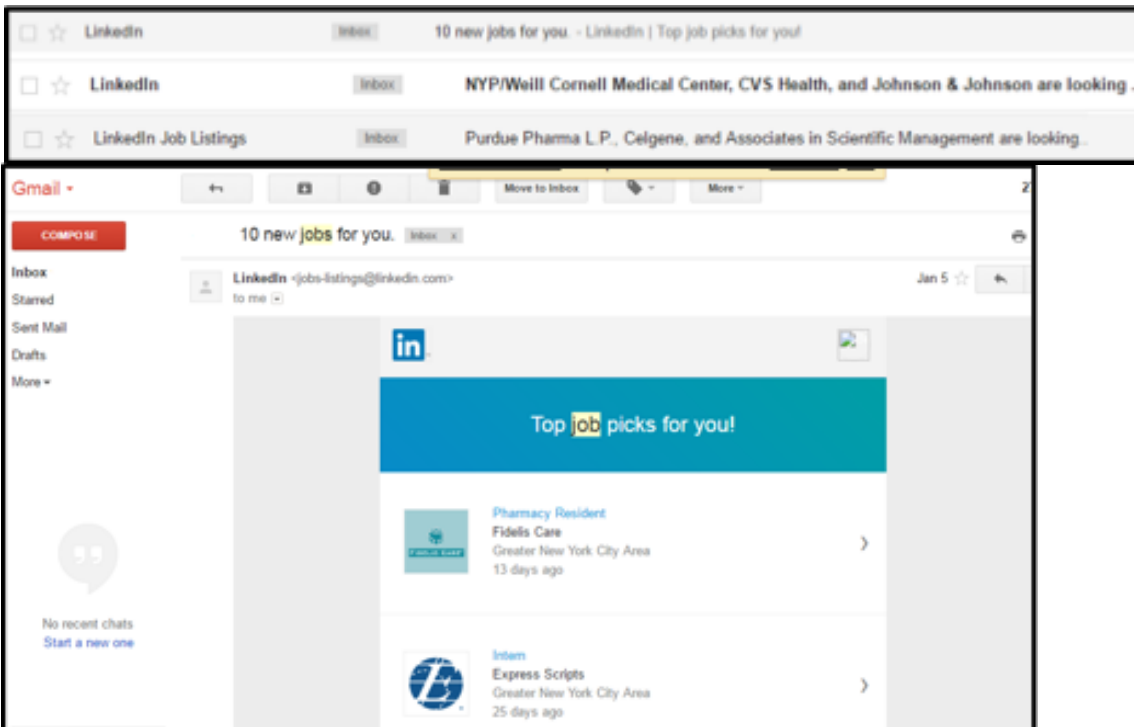
**Biogen**  
Biotechnology · Cambridge, MA · 461,530 followers

- [+ Follow](#)
- [Visit website](#)
- [More](#)

9. Here are some suggestions to help you get started



10. Finally, now you will receive emails about new opportunities and internship listings as soon as they are listed on LinkedIn



11. Also, make sure to check your notifications on LinkedIn for suggested job opportunities

